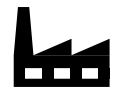


# LYRA Linear High Bay Luminaire 100W



## General Application Areas



Factories



Sports Halls

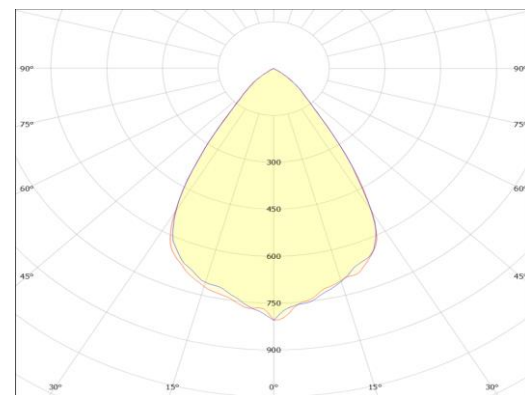


Airports

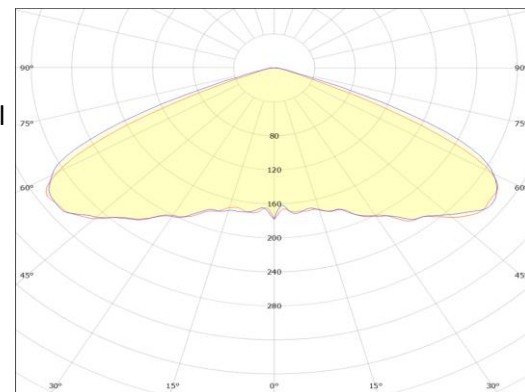


Office

## Optical Beam Angles



65°



110°

## General Information

Lyra Linear High Bay LED Luminaire is designed to replace traditional products with fluorescent light sources, especially in industrial plants, warehouses and sports facilities with ceiling heights from 7m to 12 meters. Lyra is one of the modern constellations in the sky. We named our Linear High Bay Luminaire "Lyra" inspired by modern lines.

With Lyra series luminaires, you can have 365 days of uninterrupted and quality light in your facilities, maintenance-free and easy to install mechanical structure. Lyra series luminaires use well-selected components to ensure long life. With a high degree of mechanical protection (IK08), water and dust protection (IP66) and proven chemical resistance, it can perfectly withstand the harsh conditions of industries. It is a very robust, compact and reliable luminaire with excellent light quality.

It has 65° and 110° light distribution options to meet the lighting needs of factories. With Lyra series luminaires, you can replace your existing luminaires to fully meet the criteria of efficiency, energy saving, improved light management. At the same time, you can integrate it into your Industry 4.0 works with 1-10V, DALI and KNX automation control possibilities.

# LYRA Linear High Bay Luminaire 100W

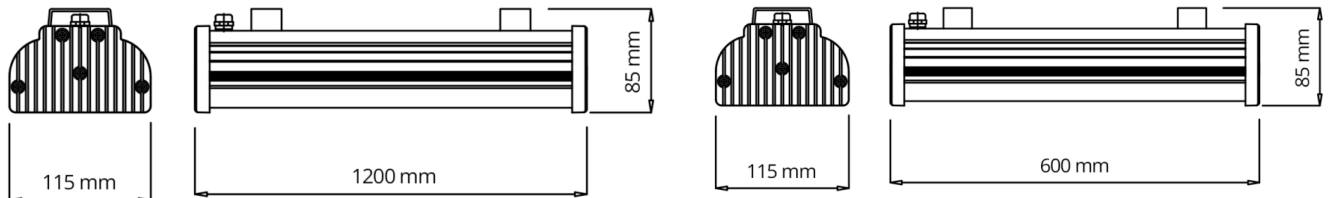
## Technical Specifications

<b>Body</b>	:Aluminum Extrusion
<b>IP Protection Class</b>	:IP 65-IP 66 Optional
<b>Luminous Flux</b>	:12000 lm
<b>Light Source</b>	:LED
<b>Test Standards</b>	:TS EN 60598TS, EN 60598-2-1, EN 60529, TS EN 62031TS, EN 62262, TS IEC TR 62471TS, EN 62722-2-1

## Optical and Electrical Properties

<b>100</b>	100W	<b>Light Angle</b>	65°/110°
<b>CE Marking</b>	Yes	<b>Power Factor</b>	>0,9
<b>Optic</b>	PMMA / PC	<b>Max Voltage Withstand</b>	2kV
<b>Effectiveness Factor</b>	120 lm/W	<b>Color Temperature</b>	3000K/4000K/5000K/6500K
<b>Input Voltage</b>	200-240 V AC 50/60 HZ	<b>CRI</b>	>80
<b>Total Harmonic Distortion</b>	<%15	<b>Input Voltage</b>	200-240 V AC 50/60 HZ
<b>Dimensions</b>	1200x115x112 mm	<b>Weight</b>	4 kg

## Technical Drawing (Side View) and Connection Diagram



## Product Variations

Product Code	Power	Input Voltage	CCT	Efficiency Factor(lm/W)	Luminous Flux	Light Angle	Dimensions	Weight (gr)	Body Color	Mounting Type
LYR-54CT-01101-865-00CE	54 W	200-240 V AC 50/60 Hz	6500 K	140	7560 lm	110°	1200x115x112 mm	4000	Anodizing	Surface Mounted / Cable Tray
LYR-70CT-01101-865-00CE	70 W	200-240 V AC 50/60 Hz	6500 K	132	9240 lm	110°	1200x115x112 mm	4000	Anodizing	Surface Mounted / Cable Tray
LYR-85CT-01101-865-00CE	85 W	200-240 V AC 50/60 Hz	6500 K	126	10710 lm	110°	1200x115x112 mm	4000	Anodizing	Surface Mounted / Cable Tray
LYR-100CT-00651-865-7016	100 W	200-240 V AC 50/60 Hz	6500 K	120	12000 lm	65°	1200x115x112 mm	4000	Anodizing	Surface Mounted / Cable Tray
LYR-54CT-00651-865-00CE	54 W	200-240 V AC 50/60 Hz	6500 K	140	7560 lm	65°	1200x115x112 mm	4000	Anodizing	Surface Mounted / Cable Tray
LYR-70CT-00651-865-00CE	70 W	200-240 V AC 50/60 Hz	6500 K	132	9240 lm	65°	1200x115x112 mm	4000	Anodizing	Surface Mounted / Cable Tray
LYR-85CT-00651-865-00CE	85 W	200-240 V AC 50/60 Hz	6500 K	126	10710 lm	110°	1200x115x112 mm	4000	Anodizing	Surface Mounted / Cable Tray
LYR-100CT-00651-865-00CE	100 W	200-240 V AC 50/60 Hz	6500 K	120	12000 lō	110°	1200x115x112 mm	4000	Anodizing	Surface Mounted / Cable Tray
LYR-54CT-01101-865-9006	54 W	200-240 V AC 50/60 Hz	6500 K	140	7560 lm	65°	1200x115x112 mm	4000	RAL 9006	Surface Mounted / Cable Tray
LYR-70CT-01101-865-9006	70 W	200-240 V AC 50/60 Hz	6500 K	132	9240 lm	65°	1200x115x112 mm	4000	RAL 9006	Surface Mounted / Cable Tray
LYR-85CT-01101-865-9006	85 W	200-240 V AC 50/60 Hz	6500 K	126	10710 lm	65°	1200x115x112 mm	4000	RAL 9006	Surface Mounted / Cable Tray
LYR-100CT-01101-865-9006	100 W	200-240 V AC 50/60 Hz	6500 K	120	12000 lō	65°	1200x115x112 mm	4000	RAL 9006	Surface Mounted / Cable Tray
LYR-54CT-00651-865-9006	54 W	200-240 V AC 50/60 Hz	6500 K	140	7560 lm	65°	1200x115x112 mm	4000	RAL 9006	Surface Mounted / Cable Tray
LYR-70CT-00651-865-9006	70 W	200-240 V AC 50/60 Hz	6500 K	132	9240 lm	65°	1200x115x112 mm	4000	RAL 9006	Surface Mounted / Cable Tray
LYR-85CT-00651-865-9006	85 W	200-240 V AC 50/60 Hz	6500 K	126	10710 lm	65°	1200x115x112 mm	4000	RAL 9006	Surface Mounted / Cable Tray
LYR-100CT-00651-865-9006	100 W	200-240 V AC 50/60 Hz	6500 K	120	12000 lō	65°	1200x115x112 mm	4000	RAL 9006	Surface Mounted / Cable Tray