

REGULUS High Bay LED Lighting Fixture 318W



General Application Areas



Factories



Warehouses



Sports Halls



Construction sites



Airports

General Information

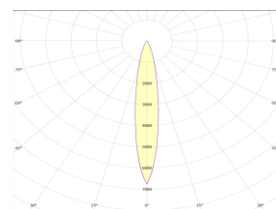
Regulus High Bay LED Luminaire is designed for use in industrial plants, warehouses and sports facilities with ceiling heights from 7m to 25 meters.

Regulus is the double star of the multi-star system of four stars. Our high bay luminaires are available in double and triple compact chassis, hence the name "Regulus".

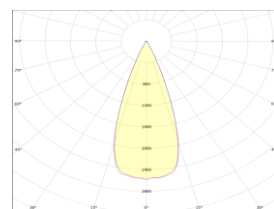
Regulus can perfectly withstand the harsh conditions of industries with a high degree of mechanical protection (IK08), water and dust protection (IP66) and proven chemical resistance. It is a very robust, compact and reliable luminaire with excellent light quality. It has 18°, 25°, 40°, 60° and asymmetric light distribution options to meet the lighting needs of factories.

With Regulus series luminaires, you can replace your existing luminaires to fully meet the criteria of efficiency, energy saving and improved light management. At the same time, you can integrate it into your Industry 4.0 works with 1-10V, DALI and KNX automation control possibilities.

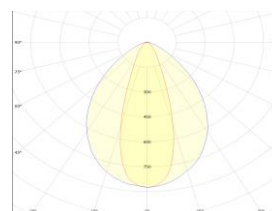
Optical Beam Angles



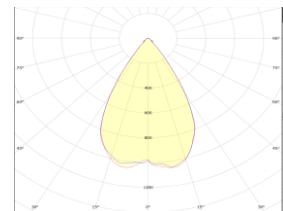
18°



40°



25°-65°



60°

REGULUS High Bay LED Lighting Fixture 318W

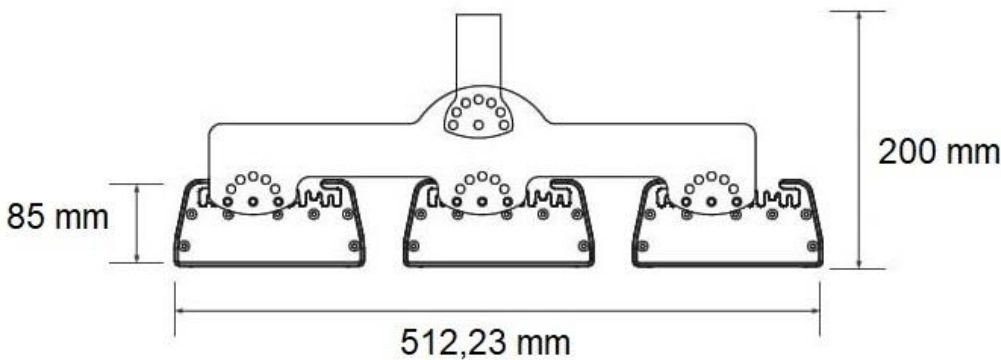
Technical Specifications

Power	:318W
Input Voltage	:200-240 V AC 50/60 HZ
Power Factor	:>0,9
Effectiveness Factor	:132+lm/W
Luminous Flux	:41974lm
Light Angle	:18°/40°/60°/25°-65°
Color Temperature (CCT)	:3000K /4000K/5000K/ 6500K
Color Rendering Index (CRI)	:80+
IP Protection Class	:IP 65 / IP66 (Optional)
Dimensions	:600x300x85mm
Weight	:17 kg
Warranty Period	:5 Yıl

Optical and Electrical Properties

Body	Aluminum Extrusion	CE Marking	Yes
Color Options	Black, Gray	RoHS Compliance	Yes
Front Cover	Tempered Glass	Lifetime	≥60.000 Hours
Lens	PMMA	Throttling Options	1-10V, TRIAC, DALI
Light Source	LED	Operating Temperature	-25°/+55°C
Impact Resistance	IK 08- IK 10 (Optional)	Total Harmonic Distortion	<%20

Technical Drawing and Connection Diagram



REGULUS High Bay LED Lighting Fixture 318W

Product Variations

Product Code	Power	Input Voltage	Luminous Flux	Light Angle	Dimensions	Weight
RGL-318BB-00252-865-9005	318 W	200-240 V AC 50/60 Hz	39877 lm	18°	600x460x85 mm	17 kg
RGL-318BB-00402-865-9005	318 W	200-240 V AC 50/60 Hz	39877 lm	40°	600x460x85 mm	17 kg
RGL-318BB-00602-865-9005	318 W	200-240 V AC 50/60 Hz	39877 lm	60°	600x460x85 mm	17 kg
RGL-318BB-ASY12-865-9005	318 W	200-240 V AC 50/60 Hz	39877 lm	25°-65°	600x460x85 mm	17 kg