

# BETELGEUSE Infrared LED Projector



## General Application Areas

## Optical Beam Angles



Imaging Systems



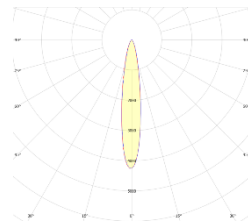
ANPR

## General Information

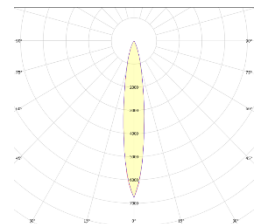
The Infrared LED Floodlight is an LED-based lighting device used to support imaging systems. Its energy-efficient infrared light has a wavelength optimized for night vision, making it ideal for use in challenging conditions.

The luminaire body is designed to withstand harsh environments and is protected by IP66 and IK08 standards.

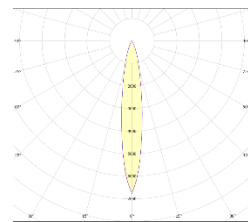
This product is available in a range of beam angles, including 8°, 17°, 20°, 25°, 30°, 45°, 60°, and 120°. It is suitable for a variety of applications, including ANPR and ALPR, and can accommodate light sources ranging from 20mt to 200mt.



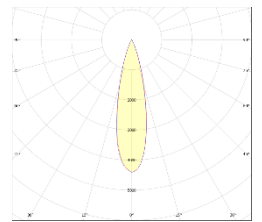
8°



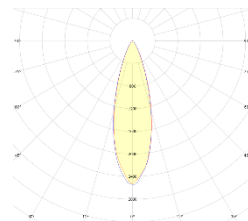
17°



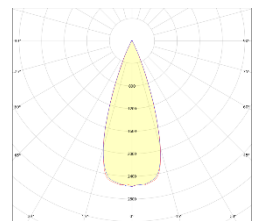
20°



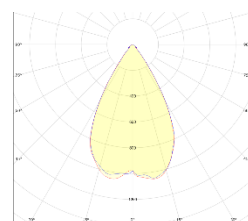
25°



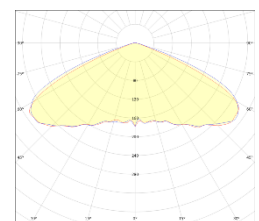
30°



45°



60°



120°

## Technical Specifications

Body	: Aluminum Injection
Color Options	: Black RAL 9005, Grey RAL 7016
IP Protection Class	: IP 66
Front Cover	: Tempered Glass
Light source	: LED
Lens	: PMMA
Test Standards	: TS EN 60598-1, TS EN 60598-2-5, TS EN 62031, TS EN 62262, TS IEC TR 62471, TS EN 62722-2-1

## Optical and Electrical Properties

Power	100 W/125W / 150W	Total Harmonic Distortion	<%20
Wavelength	850 nm	Power Factor	>0,95
Infrared Emission	> 13 W	Warranty Period	3 Years
Light Angle	8°, 17°, 20°, 25°, 30°, 45°, °60°, 120°	Weight	7,1 kg
Input Voltage	200-240 V AC 50/60 Hz	Dimensions	440x430x65 mm
Throttling Options:	1-10V, TRIAC, DALI		

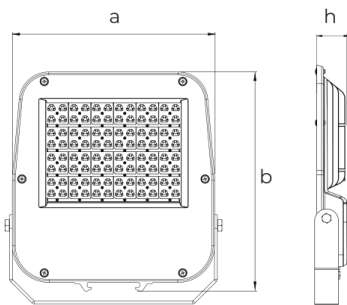
## Other Features

Operating Temperature	-25°/+55°C	CE Marking	Yes
Impact Resistance Class	IK 08	RoHS Compliance:	Yes
Lifetime	≥30,000 Hours		

## Properties

- Ideal for Traffic Application.
- Extra long life with very low maintenance.
- IP66 Enclosure for Outdoor Mounting.
- Compact with integrated LED Light Source.
- The pulse range can be adjusted from 1.6K~30KHz.
- Standalone or External trigger
- Synchronized support with camcorder (NTSC&PAL)
- Super long range up to 200m.

## Technical Drawing (Side View) and Wiring Diagram



## Product Variations

Product Code	Power	Input Voltage	Infrared Emission	Wavelength	Dimensions	Weight	Carton Product Dimensions	Carton Product Weight
BTL-080SM-00082-850-7016	80 W	200-240 V AC 50/60 Hz	13 W	850 nm	440x430x65 mm	7,5 kg	460x540x110 mm	8,5 kg
BTL-100SM-00082-850-7016	100 W	200-240 V AC 50/60 Hz	20 W	850 nm	440x430x65 mm	7,5 kg	460x540x110 mm	8,5 kg
BTL-125SM-00082-850-7016	125 W	200-240 V AC 50/60 Hz	27 W	850 nm	440x430x65 mm	7,5 kg	460x540x110 mm	8,5 kg
BTL-150SM-00082-850-7016	150 W	200-240 V AC 50/60 Hz	31 W	850 nm	440x430x65 mm	7,5 kg	460x540x110 mm	8,5 kg