

BETELGEUSE Red LED Floodlight

odak® R&D CENTER
smart city technologies



General Application Areas

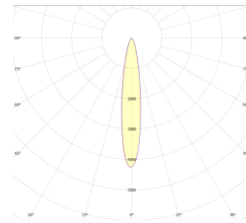


Imaging Systems

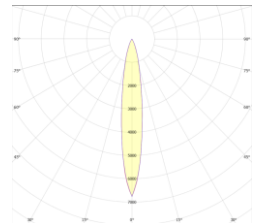


ANPR

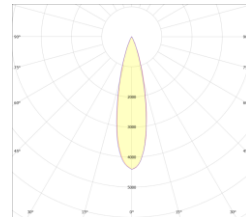
Optical Beam Angles



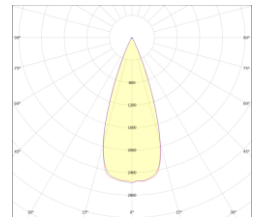
8°



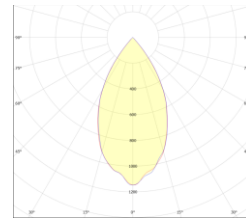
17°



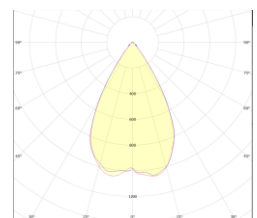
25°



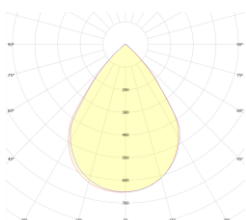
40°



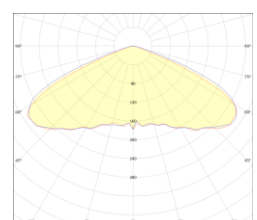
45°



60°



90°



110°

General Information

Betelgeuse LED Floodlight is an LED-based lighting device used to support red infringement systems. Its energy-efficient red light has an optimized wavelength for night vision. The luminaire body is designed to work in outdoor conditions. It has an 8° light angle for red violation, license plate reading and other highway detection systems. It has 17°, 25°, 40°, 45°, 60°, 90° and 110° options for different applications.

BETELGEUSE Red LED Floodlight

135 W ~ 140 W

Technical Specifications

| | |
|---------------------|--|
| Body | : Aluminum Injection |
| Color Options | : Gray RAL 7016 (Standard), Black RAL 9005 (optional) |
| IP Protection Class | : IP 66 |
| Front Cover | : Tempered Glass |
| Light source | : LED |
| Lens | : PMMA |
| Test Standards | : TS EN 60598-1, TS EN 60598-2-5, TS EN 62031, TS EN 62262, TS IEC TR 62471, TS EN 62722-2-1 |

Optical and Electrical Properties

| | | | |
|---------------------|---|---------------------------|----------------|
| Power | 135 W ~ 140 W | Total Harmonic Distortion | <%20 |
| Wavelength | 620-630 nm | Power Factor | >0,95 |
| Infrared Emission | 20 W | Warranty Period | 3 Yıl |
| Light Angle | 8°, 17°, 25°, 40°, 45°, °60°, 90°, 110° | Weight | 7,5 kg |
| Input Voltage | 200-240 V AC 50/60 Hz | Dimensions | 460x540x110 mm |
| Throttling Options: | 1-10V, TRIAC, DALI | | |

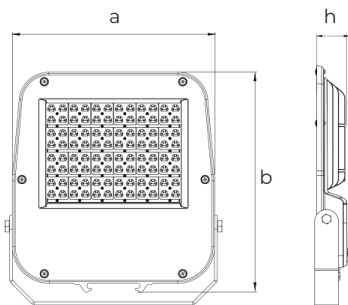
Other Features

| | | | |
|-------------------------|--------------|------------------|-----|
| Operating Temperature | -25°/+55°C | CE Marking | Yes |
| Impact Resistance Class | IK 08 | RoHS Compliance: | Yes |
| Lifetime | ≥30.000 Saat | | |

Properties

- Ideal for Traffic Application.
- Extra long life with very low maintenance.
- IP66 Enclosure for Outdoor Mounting.
- Compact with integrated LED Light Source.
- The pulse range can be adjusted from 1.6K~30KHz.
- Standalone or External trigger
- Synchronized support with camcorder (NTSC&PAL)
- Super long range up to 400m.

Technical Drawing (Side View) and Wiring Diagram



Product Variations

| Product Code | Power | Input Voltage | Lumen | Wavelength | Dimensions | Weight |
|--------------------------|---------------|-----------------------|---------|------------|----------------|--------|
| BTL-135SM-00082-620-7016 | 135 W ~ 140 W | 200-240 V AC 50/60 Hz | 8500 lm | 620-630 nm | 460x540x110 mm | 7,5 kg |