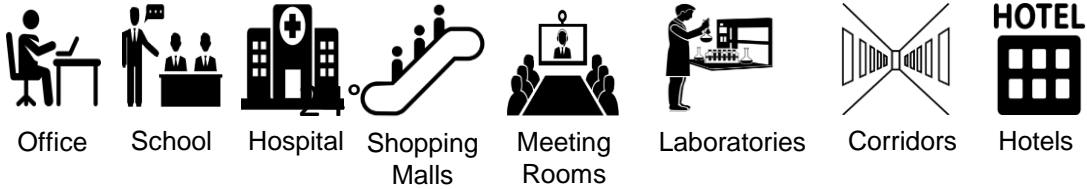


General Application Areas



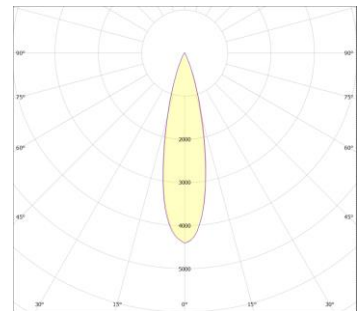
General Information

Pearl is a compact, 30 mm wide linear luminaire that offers high brightness in a small form factor. Its durable aluminum body and matte diffuser, utilized in the aviation industry, provide an aesthetic appearance and high visual comfort. The recessed lens structure offers a more homogeneous light distribution by reducing the amount of glare from the LED.

The luminaire is designed for use with diffused lighting and is available with different modifications, color temperatures (3000K/4000K), and diffuser options. These applications include office buildings, schools, hospitals, shopping centers, meeting rooms, laboratories, and corridors.

Pearl Line is compatible with the HOKASU OneLine lighting system, ensuring an aesthetic and secure installation with invisible mounting plates and special fixing systems.

Optical Beam Angles



24°

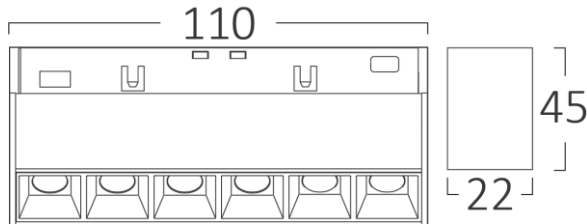
Technical Specifications

Body	:Aluminum Extrusion
IP Protection Class	:IP 20
Luminous Flux	:1580 lm
Light source	:LED
Test Standards	:TS EN 60598, TS EN 60529, TS EN 62031, TS EN 62262, TS IEC TR 62471, TS EN 62722-2-1

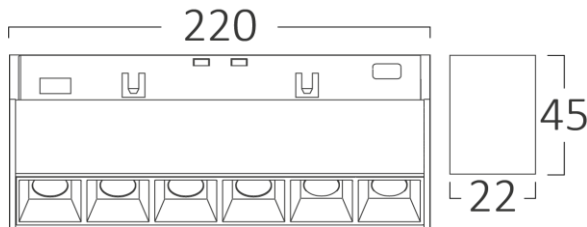
Optical and Electrical Properties

Power	18W	Light Angle	24°
CE Marking	Yes	Power Factor	-
Optics	PMMA / PC	Max Tensile Strength	2kV
Effectiveness Factor	88 lm/W	Color Temperature	3000K/4000K
Input Voltage	48V DC	CRI	>90
Dimensions	330x22x45 mm	Weight	180 gr

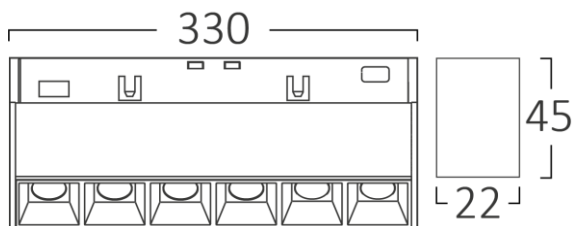
Technical Drawing (Side View) and Wiring Diagram



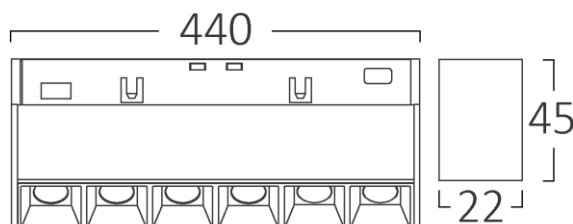
**11cm
Downlight
6W**



**22 cm
Downlight
12W**



**33 cm
Downlight
18 W**



**44 cm
Downlight
24 W**

Product Variations

Product Code	Power	Entrance Voltage	CCT	Efficiency Factor(lm/W)	Light Flux	Light Flux	Dimensions	Weight (g)	Body Color	Mounting Type
PRL-006TR-00241-930-9005	6W	48VDC	3000K	73	440 lm	24°	110mm x 22mm x 45mm	75 gr	Black	Surface Mounted
PRL-006TR-00241-940-9005	6W	48VDC	4000K	73	440 lm	24°	110mm x 22mm x 45mm	75 gr	Black	Surface Mounted
PRL-012TR-00241-930-9005	12W	48VDC	3000K	85	1020 lm	24°	220mm x 22mm x 45mm	135 gr	Black	Surface Mounted
PRL-012TR-00241-940-9005	12W	48VDC	4000K	85	1020 lm	24°	220mm x 22mm x 45mm	135 gr	Black	Surface Mounted
PRL-018TR-00241-930-9005	18W	48VDC	3000K	88	1580 lm	24°	330mm x 22mm x 45mm	180 gr	Black	Surface Mounted
PRL-018TR-00241-940-9005	18W	48VDC	4000K	88	1580 lm	24°	330mm x 22mm x 45mm	180 gr	Black	Surface Mounted
PRL-024TR-00241-930-9005	24W	48VDC	3000K	85	2040 lm	24°	440mm x 22mm x 45mm	214 gr	Black	Surface Mounted
PRL-024TR-00241-940-9005	24W	48VDC	4000K	85	2040 lm	24°	440mm x 22mm x 45mm	214 gr	Black	Surface Mounted

Shipping Information of Products

Product Code	Power	Product Weight (kg)	Weight of Packaged Product (kg)	Volume(m3)	Pieces in Box	Box Product Dimensions (mm)
PRL-006TR-00241-930-9005	6W	1,8 kg	2,2 kg	0.14	24	220mm x 140mm x 190mm
PRL-006TR-00241-940-9005	6W	1,8 kg	2,2 kg	0.14	24	220mm x 140mm x 190mm
PRL-012TR-00241-930-9005	12W	2,7 kg	3,3 kg	0.176	20	245mm x 225mm x 160mm
PRL-012TR-00241-940-9005	12W	2,7 kg	3,3 kg	0.176	20	245mm x 225mm x 160mm
PRL-018TR-00241-930-9005	18W	3,6 kg	4,3 kg	0.259	20	360mm x 225mm x 160mm
PRL-018TR-00241-940-9005	18W	3,6 kg	4,3 kg	0.259	20	360mm x 225mm x 160mm
PRL-024TR-00241-930-9005	24W	4,28 kg	5,22 kg	0.327	20	465mm x 220mm x 160mm
PRL-024TR-00241-940-9005	24W	4,28 kg	5,22 kg	0.327	20	465mm x 220mm x 160mm